


CORE COLLECTION




DiSC® Classic

DiSC® Classic, Inscape's flagship DiSC instrument, is used to help people value differences, deal more effectively with conflict, and improve performance.

The EPIC Edge:

Personalised, expanded narrative report provides friendly, balanced feedback



DiSC® PPSS

DiSC PPSS helps individuals and teams improve their effectiveness in a wide range of business applications, including sales, management, and customer service.




DiSC® Indra™

DiSC Indra™, available exclusively on EPIC, maps and measures the relationships of people, providing actionable insight into the dynamics of teams and other groups of people.

The EPIC Edge:

Dyad reports highlight areas of compatibility and incompatibility



TEAM DIMENSIONS PROFILE helps identify individual strengths, builds team unity, and fosters innovation while reducing interpersonal conflict and decreasing project-cycle time.

The EPIC Edge:

A great way to pull teams together — from across the country or across the globe



THE EPIC EDGE


delivers online learning


EPIC is a new online platform that provides a simple way to deliver Inscape's most advanced learning instruments via the Internet. From added features to an enhanced narrative style, the "EPIC Edge" gives you advantages even Inscape's paper instruments can't offer.

All eight of our Core Collection profiles are available on paper and online through EPIC. Look for the "EPIC Edge" logo for a brief description of the features and benefits you can only get through EPIC.

INSIGHT

is everything






WORK EXPECTATIONS PROFILE provides a framework to help employees and managers understand and discuss the “psychological contract” that affects job satisfaction and performance.



The EPIC Edge:

Added measurement of met and unmet expectations




TIME MASTERY PROFILE® helps individuals manage their time better, set priorities, and find greater balance by evaluating their effectiveness in 12 critical areas.



The EPIC Edge:

Measures both importance and skill in key areas




PERSONAL LISTENING PROFILE® helps people accept interpersonal differences and adopt behavioural strategies that foster considerate, collaborative, and effective relationships.




The EPIC Edge:

Personalised narrative report expands understanding of listening approaches



DISCOVERING DIVERSITY PROFILE® allows individuals to explore their own viewpoints on workforce diversity, and can help transform resistance into acceptance, co-operation, and respect.



INSCAPE PUBLISHING

The power to transform individuals, teams, organisations. Inscape pioneered the original DISC® learning instrument over three decades ago. Today, we continue to create innovative products and services that inspire, energise, and empower individuals. Available in 21 languages in over 40 countries, our extensively researched, time-tested resources create the opportunity for transformational experiences. We have helped more than 40 million people develop a deeper understanding of themselves and their relationships, discover their full potential, and realise greater success.

INSIGHT
is everything



FORTUNA INTERNATIONAL LIMITED

LEADING PERFORMANCE IMPROVEMENT



Fortuna International Ltd

PO Box 331089, Takapuna,

Auckland, New Zealand

Ph: (09) 488 7447 Fax: (09) 488 0040

info@fortunaintl.co.nz

www.fortunaintl.co.nz